

METRO[®]



ESD  **SAFE**

ELECTRONIC STORAGE SOLUTIONS



Metro's Electronics Storage Solutions



SMT Reel Shelving



ESD Safe
Transport Racks



Perforated Top
TableWorx Worktables



Product that protects against ESD.

At Metro, we offer a variety of ESD safe solutions that mitigate the risk of ESD damage by preventing electrical charge buildup during the manufacturing, transport, and storage of sensitive product. Our ESD solutions can be used for semiconductor, PCB, and general electronics assembly and manufacturing, as well as in any ESD sensitive environment.



Maximize Productivity & Safety.




ESD Safe Trays




Dry Erase Labels
Easy and proper identification of tray contents.



WIP Indicators
Easily slide operation task indicator to identify work performed on individual trays within a batch.



Multiple Grip Points
Ensure safe product handling and proper ergonomics.



Statically Dissipative and Conductive Inlay
Inlay options for additional grip and safe product handling.



Superior Protection.



End Load Transport Rack **Side Load Transport Rack** **Side Load Transport Cart**
 Array of solutions to meet specific process and ergonomic requirements.


Learn more about ESD Transport Racks




Tray Nesting Ability
 Trays conveniently will nest when trays are not in use.



Tray Stacking Ability
 Trays easily stack when turned 180° for optimal utilization of work surface and staging areas.



ESD casters
 Provide continuous conductive contact with the floor.



Drag Chain
 Provide conductive contact with the floor for redundant and additional product protection.

Pick-and-Place



Learn more about Benchside Cart



Benchside Cart




Single Bay Kitting Cart



Double Bay Kitting Cart



Triple Bay Kitting Cart



Tote Box Options



Electrically Dissipative

Discharge electrical potential in a paced fashion.

Surface resistivity of more than 10^9 ohms/sq. and less than 10^{11} ohms/sq.




Electrically Conductive

Discharge the electrical potential as quickly as possible.

Surface resistivity of less than 10^6 ohms/sq.

PCB Grid Boards Accessory for Metro Containers

Utilize vertical space by quickly and easily converting any Metro ESD tote box into an effective PCB handling system using conductive or dissipative grid board holders.



Innovative wire solutions with added value.



View Preconfigured Shelving Solutions



Mobile 5-Tier ESD Shelf Unit

Preconfigured mobile shelving now available with ESD casters, drag chain and conductive split sleeves.



Stationary 5-Tier ESD Shelf Unit

Preconfigured stationary shelving now available with conductive split sleeves.



ESD Reel Shelving

Preconfigured reel shelving now available in both mobile and stationary solutions.



Chrome ESD Carts

Preconfigured utility cart solutions with drop mat shelving, ESD casters, drag chain, and conductive split sleeves.



ESD Stainless Steel Cart

Preconfigured stainless utility cart optimized for FOUP and SMIF transport with ESD casters, drag chain, and ledges on three sides.

Solve your biggest storage needs.



**BOOST
STORAGE SPACE
BY UP TO
50%
WITH NO ADDED
CONSTRUCTION
COSTS.**

Metro Top-Track High-Density Shelving

Top-Track can easily be converted to an ESD safe solution by simply adding Conductive Split Sleeves, ESD Safe Casters, and a Drag Chain.

- ✓ Floors are easy to clean to maintain conductivity with the ground.
- ✓ Easy Access – Roll carts in & out of the aisles.
- ✓ Ideal for uneven floor surfaces.

Enhance, Identify, & Protect.

Super Erecta Conductive Stem Casters

When used in conjunction with aluminum split sleeves and a grounding cable, Metro's conductive casters ensure mobile units are properly grounded to ESD floor surfaces. 5MESD series are non-carbon loaded and will not mark expensive ESD floors.



5MC



5MESD



View ESD safe casters

Aluminum Split Sleeves


Required for Super Erecta Shelving over-the-road applications and high temperature situations.



9986Z

Super Erecta Conductive Plastic Split Sleeves


Required for Super Erecta Shelving ESD applications. Four sets of sleeves to bag.



9985-ESD

ESD Label Holders

Conductive label holders, for use with Super Erecta wire shelves.



9990PESD

Drag Chain

Provide conductive contact with the floor for redundant and additional product protection.



ESD-DC12

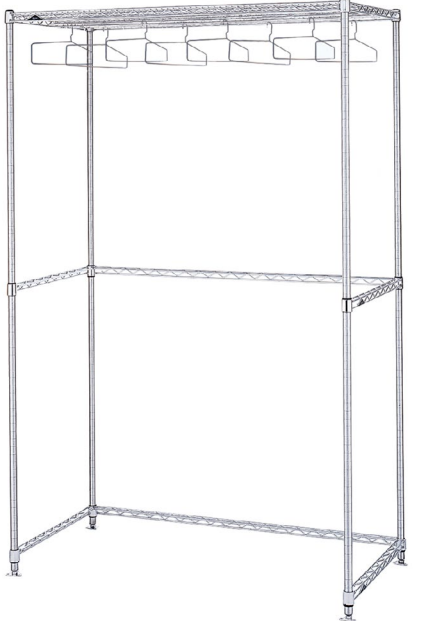
ESD Covers

Metro's ESD Cart Covers provide an effective method of controlling electrostatic discharge while protecting cart contents from contamination and moisture.



TYPE
304
STAINLESS STEEL

Gowning solutions that fit perfectly.



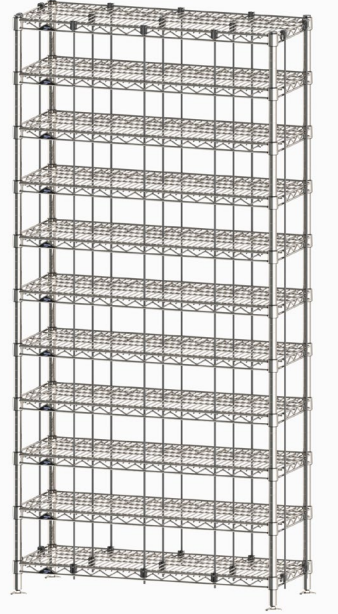
Upright Gowning Rack
Type 304 stainless steel construction throughout. Electro-polished, Type 304 stainless steel hangers are included.



Wall-Mounted Gowning Rack
Type 304 stainless steel construction throughout. Electro-polished, Type 304 stainless steel hangers are included.



Gowning bench sizes to fit every space.
Type 304 Stainless Steel, H.D. Super Posts, and Proven Super Erecta construction throughout.



Bootie/Shoe Rack
Stainless steel Super Erecta shelving combined with rods and tabs allow you to create customized compartments to fit your needs.



Learn more about Gowning Solutions



Stainless Steel Worktables




PLAY VIDEO

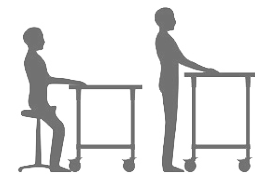


Learn more about TableWorx™

Metro TableWorx™ starts with a premium worktable and, if you wish...allows you to transform it into a space that works for you. Add a series of over shelves, an accessory grid, hooks, baskets, drawers, or casters to keep all your supplies easily accessible and the surface clutter-free.



 **Stainless steel worktables can easily be converted to ESD safe solutions using the TableWorx ESD conversion kits.**

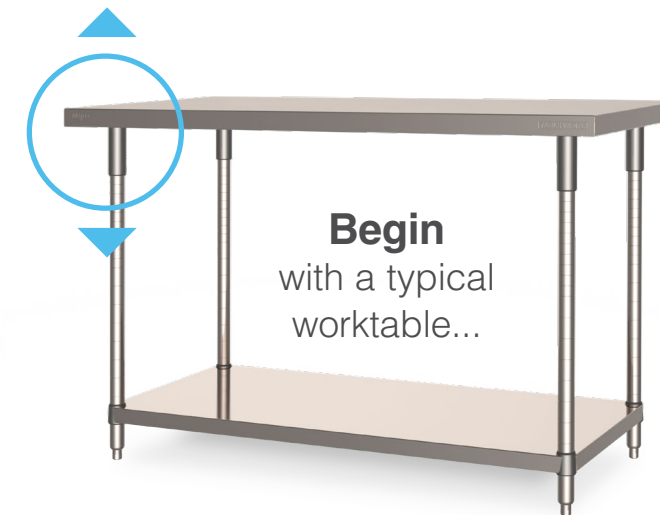


6 ADJUSTABLE

Working Heights

34" — 39"

(864mm – 991mm)



Begin
with a typical
worktable...



Boost
productivity with
a riser system.



Available in
Stationary or
Mobile.





Perf Top Stainless Steel Worktables

Metro TableWorx™ Perforated Top Premium Worktables

offer the same value proposition as core TableWorx™ line: strong, reinforced surfaces with premium materials and finishes available in a host of different sizes and configurations. Transform your area into a space that works for you through a series of shelves, accessory grids, hooks, and other productivity options that are conducive to your directional flow cleanroom environment. Keep your supplies easily accessible and surface clutter-free so as not to impede airflow. All solutions can easily be made conductive solutions through our ESD conversion kits.

 **Stainless steel worktables can easily be converted to ESD safe solutions using the TableWorx ESD conversion kits.**



Pass-through Percentage
46.3%



Learn more about
Perf Top TableWorx™



Keep valuables safe & secure.



Learn more about Security units.



Super Erecta® Security with SlideSecure Doors in Stainless Steel Finish



Security units can be added to our high-density track shelving.



Super Erecta® Security with Traditional Swing-out Doors in Stainless Steel Finish



PLAY VIDEO



Security cages can easily be converted to ESD safe solutions using conductive split sleeves, drag chains, and ESD safe casters on chrome and stainless steel models.

Take advantage of our **free** site evaluation.

Sign-up today to schedule a free space & efficiency audit.

Speed and accuracy are the key to customer satisfaction. The easier it is to be able to perform job tasks correlates directly to profitability and employee performance.

Metro specialists evaluate your process, your product, and your needs to provide a complete system designed to help you work.

- ✓ Increase Storage Capacities
- ✓ **Reduce Overall Cost of Use**
- ✓ Improve Processes and Workflow
- ✓ **Increase Productivity**
- ✓ Maximize Profitability



We put space to work.

Visit www.metro.com or call 1-800-992-1776.

© 2025 InterMetro Industries Corporation, Wilkes-Barre, PA 18705