



EGA PRODUCTS

MANUFACTURERS OF MATERIAL HANDLING AND STORAGE EQUIPMENT

STANDARD PRODUCT LINE CATALOG



Call (800) 937-3427

Fax: 262-781-3586

Email: info@egaproducts.com

www.egaproducts.com



EGA PRODUCTS

MANUFACTURERS OF MATERIAL HANDLING AND STORAGE EQUIPMENT




**WE HAVE THE
RIGHT LADDER FOR
VIRTUALLY EVERY
APPLICATION.**


EZY Tread®



Anti-Slip Vinyl



Grip Strut®



**TREAD
TYPES**












LOCKING SYSTEMS

Online customer service and chat sessions are convenient and certainly not going away but it's still nice once in a while to be able to pick up the phone and talk with a knowledgeable person. At EGA we successfully serve 1,000s of customers annually with one-on-one phone conversations. We're domestically based for convenience and clarity.

STANDARD PRODUCT LINE CATALOG



Table of Contents

	Industrial Rolling Ladders	4
	Parts/Accessories	14
	Mobile Work Platforms	17
	Fixed Ladders	20
	Stationary Platforms	25
	Stairways	28
	Storage	29
	Security	30
	Custom Fabrication	34

Call Toll-Free: 1-800-937-3427
www.egaproducts.com



EGA Products - Designed with access in mind.

With more than 360 standard models to choose from, EGA offers 10 full ladder lines to meet your retail, warehousing and manufacturing application needs. Whether it's a dock ladder or an industrial truck ladder, every product in the EGA line is designed for optimum performance and safety at an affordable price. Whatever the application, our experts can provide the right ladder solution.

All EGA products - ladders, storage racks, carts, dollies and partitions - are made entirely in the U.S. to ensure you receive the highest quality product for years of dependable service.

Standard Features

- Choose from steel or stainless construction.
- Select from Grip Strut®, EZY tread, or Anti-Slip vinyl treads for step and platform surfaces.
- Select from a variety of step widths to fit your application.
- Steel reinforced rubber feet, foot/bumper pads and super durable casters utilized.
- Floor locking systems designed and tailored for each specific style.
- Models that ship knocked-down, factory-erect (set-up), or fold-away.
- All ladders meet or exceed OSHA/ANSI standards with Cal-OSHA ladders available.
- Ability to add double or triple top steps, and fold down tray to most models.

EZY Tread®

- Choose for standard duty or cleaner areas.
- Perforated tread design formed from a solid steel sheet.
- Eliminates sagging problems and front edge wear which are common with most expanded metal treads
- Available in steel models only.
- Self cleaning, sure footed, and economical.

Grip Strut®

- A must when oily or wet surfaces can be underfoot.
- A serrated tooth surface formed from a solid steel sheet.
- Acclaimed by all ladder manufacturers.
- Steel construction.
- Aggressive, strong, sure footed and self cleaning.

Rubber Surface Treads

- Best choice if a solid tread surface is desired.
- Soft, resilient surface that will last.
- Slip-resistant textured surface for sure footing.

Floor Locking Systems

- Spring-loaded casters retract automatically under individual's weight. Durable steel reinforced rubber tips grip floor and secure ladder when in use. Steel inserts in tips provide strength and lengthen rubber tip life (A & B).
- EZY-Lock actually is a carriage providing mobility in transport, stability when in use. Minimum of moving parts assures long service life. Four casters located on the corners of the carriage/ladder provide mobile stability to the ladder. The first ladder step disengages carriage which puts ladder firmly on floor before being used. Step on one of two convenient foot pedals and the ladder is again mobile. No other ladder has a system with these safety orientated features (C & D).

How to Select the Right Ladder for You (We Have 100's!)

1. Select platform height based on operations to be performed. Maximum convenient working height is generally 5' 0" above top platform.
2. Select as wide a ladder as space permits. Take into account whether people must pass ladder in aisle and where ladder must rest when not in use.
3. Consider limitations on ladder dimensions imposed by doorways, overhead obstructions, corners that ladder must turn, etc.
4. Consider some of our special "optional" features to insure the complete effectiveness of your EGA ladder.
5. For unusual conditions not illustrated in this brochure, we can provide custom engineering.

How to Order

1. Select the model that best fits your application and performance requirements (see Select the Right Ladder above).
2. Review accessories and options to complete the effectiveness of your EGA Ladder. Include items on order.
3. When available, specify KD (knocked-down) if desired. Models ordered without KD option will be supplied as all-welded SU set-up.

Usage Tips for Ladders

1. Proper selection
2. Inspect before each use.
3. Follow USE suggestions.
4. If assembly required, follow instructions.
5. Follow maintenance guidelines.

EXAMPLE:

WORKING HEIGHT = 160"

— **MINUS 60" (5' 0")**

= EQUALS PLATFORM HEIGHT = 100"

SINCE 10" = 1 TREAD HEIGHT

NUMBER OF STEPS = 10

<p>General Information to all Distributors</p> <p>Pricing Prices are as indicated in this catalog and are subject to change without notice. All prices are F.O.B. our plant, Brookfield, WI or Mooresville, NC.</p> <p>Terms Terms of payments are net 30 days from date of invoice with approved credit. Any orders from any company with open invoices over 45 days old will be placed on hold until past due invoices are paid. All order and terms are subject to approval of EGA Products, Inc. A charge of 1% per month will be applied to all invoices past due. This will be calculated from the 31st day.</p> <p>Routing of Shipments Unless your order specifies a preferred routing, shipment will be made the best way (rail, commercial truck or UPS) with freight charges collect. Freight classification for each product is shown in this catalog.</p> <p>Field Incurred Charges Company policy is to provide customer satisfaction; however, we will recognize no costs incurred in the field unless authorized by us in advance and in writing.</p> <p>Damaged Goods</p> <ul style="list-style-type: none"> • Before accepting goods from a transportation company, be sure each itemized article is received as per original bill of lading and our invoice. If there is any shortage or damage, have the agent of the carrier, or his representative, state in writing on the freight 	<p>bill(s) exactly what the shortage or damage is before accepting the goods.</p> <ul style="list-style-type: none"> • If discovery of loss or concealed damage is made after you have received the goods, notify the agent of the carrier within 48 hours in the case of apparent damage or loss, or within 15 days in case of concealed damage. <p>Cancellation Policy</p> <ul style="list-style-type: none"> • We will cancel any order within 2 days of the order without cancellation charge; beyond that, cancellation charges will be required to cover the cost incurred. • Cancellations cannot be accepted after material has been cut to size or started in the manufacturing process. <p>Return Policy</p> <ul style="list-style-type: none"> • The following complete, as new, products are returnable if authorized in writing by EGA, subject to inspection at the factory to determine that the product is resalable as new. • A restocking charge of 20% will be made and <u>return freight will not be paid</u> by EGA. Original freight bill from EGA to customer will not be EGA's responsibility. • Materials which can be made resalable as new by simple additions or repainting will be salvaged at returner's expense. <p>Returnable Items</p> <ul style="list-style-type: none"> • Carts (Casters subject to inspection for wear). • Partition Panels-Standard Only. <ul style="list-style-type: none"> - SG1000 Standard wall panels 	<ul style="list-style-type: none"> - SG100 Vari-panels - Line Posts - Corner Hardware • Steel Roll EZY Ladders B or G tread without accessories or modifications. • Office Ladders without modifications. • Post Protectors. • Cylinder Cabinets • Custom Work Platforms (3'x3' only). • Boxed KD products are subject to an additional 15% in restocking charges. <p>Discount Policy EGA's discount schedule is applicable only in conjunction with the EGA terms just described, unless specifically written by EGA Products. Discount will be applied to distributors that: (1) have and meet sales volume commitments and (2) actively market and sell EGA Products as their primary or exclusive supplier.</p> <p>Minimum Billing is \$25.00.</p> <p><i>Dimensions and specifications contained within this catalog are subject to change without notice. Weights are approximate and may not be final shipping weight. EGA will not pay freight based on actual weight differences from application.</i></p>
---	--	--



Industrial Rolling Ladders


Round Tube



Industrial-grade ROLL-EZY ladders are constructed of durable, welded steel and are suited to a wide variety of stockroom, warehouse, maintenance and shop floor applications. These ladders are available standard with your choice of EZY tread. Grip Strut® or Anti-Slip Vinyl surface tread. Ideal for general industrial use, stock picking, and maintenance needs.

Features

1. 450 lbs. (1 person) capacity.
2. Rigid 1" diameter steel tubular frame designed for strength and security
3. Standard widths available for most models are 16", 24" and 30".
4. Steps are 7" deep with the top step 9½" deep.
5. 3" spring-loaded casters provide portability while rubber tips hold ladder in place during use (1-7 steps standard).
6. EZY-Lock provides mobility and holds ladder in place during use (8-16 steps standard). Also standard on 6020H, 7020H plus 6 and 7 steps with deep top step.



# of Steps	Top Step Height	Step Width	Overall W x L x H	Wt. Lbs.	EZY Tread®		Grip Strut®		Lead Time Days
					EGA #		EGA #		
1	12"	16"	20x16x12	13	B1220SU+		G1220SU+		5
1	12"	24"	27x16x12	16	B1226SU+		G1226SU+		5
2	20"	16"	21x19x20	22	B2020SU+		G2020SU+		5
2	20"	24"	27x19x20	26	B2026SU+		G2026SU+		5
2	20"	16"	21x19x44	29	B2020HSU		G2020HSU		5
2	20"	24"	27x19x44	34	B2026HSU		G2026HSU		5
3	30"	16"	21x27x30	33	B3020SU+		G3020SU+		5
3	30"	24"	29x27x30	39	B3026SU		G3026SU		5
3	30"	16"	21x28x54	41	B3020HSU		G3020HSU		5
3	30"	24"	29x27x54	48	B3026HSU		G3026HSU		5
4	40"	16"	21x36x40	42	B4020SU		G4020SU		5
4	40"	24"	29x36x40	51	B4026SU		G4026SU		5
4	40"	30"	33x36x40	58	B4032SU		G4032SU		5
4	40"	16"	21x33x70	51	B4020HSU		G4020HSU		5
4	40"	24"	29x33x70	64	B4026HSU		G4026HSU		5
4	40"	30"	33x33x70	73	B4032HSU		G4032HSU		5
5	50"	16"	21x40x80	64	B5020HSU		G5020HSU		5
5	50"	24"	29x40x80	76	B5026HSU		G5026HSU		5
5	50"	30"	33x40x80	84	B5032HSU		G5032HSU		5
6	60"	16"	23x44x90	80	B6020HSU		G6020HSU		5
6	60"	24"	29x47x90	82	B6026HSU		G6026HSU		5
6	60"	30"	33x47x90	102	B6032HSU		G6032HSU		5
7	70"	16"	24x52x100	89	B7020HSU		G7020HSU		5
7	70"	24"	29x54x100	104	B7026HSU		G7026HSU		5
7	70"	30"	33x54x100	116	B7032HSU		G7032HSU		5
8	80"	24"	33x56x112	154	B8026HSU		G8026HSU		5
8	80"	30"	38x56x112	174	B8032HSU		G8032HSU		5
9	90"	24"	33x63x122	179	B9026HSU		G9026HSU		5
9	90"	30"	38x63x122	193	B9032HSU		G9032HSU		5
10	100"	24"	33x69x132	207	B10026HSU		G10026HSU		5
10	100"	30"	38x69x132	222	B10032HSU		G10032HSU		5
11	110"	24"	33x75x142	228	B11026HSU		G11026HSU		5
11	110"	30"	38x75x142	245	B11032HSU		G11032HSU		5
12	120"	24"	33x82x157	241	B12026HSU		G12026HSU		5
12	120"	30"	38x82x157	259	B12032HSU		G12032HSU		5

(+) UPS Shippable

Shipping Info

Starting Zip
53005 or 28115

Industrial Rolling Ladders

Round Tube

EZY Tread®

Grip Strut®



Knocked Down

# of Steps	Top Step Height	Step Width	Overall W x L x H	Wt. Lbs.	EGA #	EGA #	Lead Time Days
5	50"	16"	21x40x80	64	B5020HKD	G5020HKD	5
5	50"	24"	29x40x80	76	B5026HKD	G5026HKD	5
5	50"	30"	33x40x80	84	B5032HKD	G5032HKD	5
6	60"	16"	23x44x90	80	B6020HKD	G6020HKD	5
6	60"	24"	29x47x90	91	B6026HKD	G6026HKD	5
6	60"	30"	33x47x90	102	B6032HKD	G6032HKD	5
7	70"	16"	24x52x100	89	B7020HKD	G7020HKD	5
7	70"	24"	29x54x100	104	B7026HKD	G7026HKD	5
7	70"	30"	33x54x100	116	B7032HKD	G7032HKD	5
8	80"	24"	33x56x112	154	B8026HKD	G8026HKD	5
8	80"	30"	38x56x112	174	B8032HKD	G8032HKD	5
9	90"	24"	33x63x122	179	B9026HKD	G9026HKD	5
9	90"	30"	38x63x122	193	B9032HKD	G9032HKD	5
10	100"	24"	33x69x132	207	B10026HKD	G10026HKD	5
10	100"	30"	38x69x132	222	B10032HKD	G10032HKD	5
11	110"	24"	33x75x142	228	B11026HKD	G11026HKD	5
11	110"	30"	38x75x142	215	B11032HKD	G11032HKD	5
12	120"	24"	33x82x157	241	B12026HKD	G12026HKD	5
12	120"	30"	38x82x157	287	B12032HKD	G12032HKD	5
13	130"	24"	34x88x167	259	B13026HKD	G13026HKD	10
13	130"	30"	39x88x167	298	B13032HKD	G13032HKD	10
14	140"	24"	37x94x177	299	B14026HKD	G14026HKD	10
14	140"	30"	39x94x177	311	B14032HKD	G14032HKD	10
15	150"	24"	39x104x187	345	B15026HKD	G15026HKD	10
15	150"	30"	39x104x187	359	B15032HKD	G15032HKD	10
16	160"	24"	41x113x197	394	B16026HKD	G16026HKD	10
16	160"	30"	41x113x197	406	B16032HKD	G16032HKD	10



Casters

1 to 7 steps	3" ball bearing swivel
8 to 16 steps	4" ball bearing swivel and 4" rigid on rear

*NOTE: EZY Lock bottom step begins at 8 step ladders and above. Also, 7 step, 20" wide; and double and triple top step 6 and 7 step ladders, all ladders with chain gate options. Call for correct pricing.




Industrial Rolling Ladders

Square Tube


These ladders roll with ease, yet lock securely in place while in use. They are ideal for a wide variety of warehouse, stockroom, maintenance and shop floor applications. Rugged square tube construction is 40% stronger than round tubing and welded sub assemblies for extra strength. 450lb capacity. Rigid 1" square tubing. 2 – 4 Steps have spring-loaded 3" casters which provide mobility while rubber-tipped legs add traction while in use. 5 – 16 Steps have an Ezy-Lock that features 4" casters which are released putting ladder legs firmly on the floor when pressure is applied to bottom step. 16", 24", & 30" wide steps. Steps are 7" deep with a deeper 14" top step. Perforated or Grip Strut tread for slip-resistant footing. Meets OSHA standards.



2-7 Step Safety Ladders



	# of Steps	Top Step Height	Step Width	Hand Rails	Overall W x L x H	Wt. Lbs.	EZY Tread®		Grip Strut®		Lead Time Days
							EGA #		EGA #		
17" Wide Tread	2	20	17	N	22x25x20	28	L001		L010		5
	2	20	17	Y	22x25x56	31	L002		L011		5
	3	30	17	N	22x34x30	34	L003		L012		5
	3	30	17	Y	22x34x66	38	L004		L013		5
	4	40	17	N	22x44x40	50	L005		L014		5
	4	40	17	Y	22x44x76	55	L006		L015		5
	5	50	17	Y	24x43x86	65	L007		L016		5
	6	60	17	Y	25x50x96	78	L008		L017		5
	7	70	17	Y	27x57x106	88	L009		L018		5



	# of Steps	Top Step Height	Step Width	Hand Rails	Overall W x L x H	Wt. Lbs.	EZY Tread®		Grip Strut®		Lead Time Days
							EGA #		EGA #		
24" Wide Tread	2	20	24	N	28x25x20	30	L019		L028		5
	2	20	24	Y	28x25x56	33	L020		L029		5
	3	30	24	N	28x34x30	37	L021		L030		5
	3	30	24	Y	28x34x66	41	L022		L031		5
	4	40	24	N	28x44x40	55	L023		L032		5
	4	40	24	Y	28x44x76	60	L024		L033		5
	5	50	24	Y	31x43x86	72	L025		L034		5
	6	60	24	Y	32x50x96	84	L026		L035		5
	7	70	24	Y	33x57x106	100	L027		L036		5



	# of Steps	Top Step Height	Step Width	Hand Rails	Overall W x L x H	Wt. Lbs.	EZY Tread®		Grip Strut®		Lead Time Days
							EGA #		EGA #		
30" Wide Tread	2	20	30	N	34x25x20	30	L037		L046		5
	2	20	30	Y	34x25x56	33	L038		L047		5
	3	30	30	N	34x34x30	38	L039		L048		5
	3	30	30	Y	34x34x66	43	L040		L049		5
	4	40	30	N	34x44x40	63	L041		L050		5
	4	40	30	Y	34x44x76	68	L042		L051		5
	5	50	30	Y	37x43x86	82	L043		L052		5
	6	60	30	Y	38x50x96	96	L044		L053		5
	7	70	30	Y	39x57x106	114	L045		L054		5



Industrial Rolling Ladders

Square Tube



EZY Tread®

Grip Strut®



8-16 Step

	# of Steps	Top Step Height	Step Width	Hand Rails	Overall W x L x H	Wt. Lbs.	EZY Tread®		Grip Strut®		Lead Time Days
							EGA #		EGA #		
24" Wide Tread	8	80	24	Y	32x63x117	112	L055		L064		5
	9	90	24	Y	33x70x127	124	L056		L065		5
	10	100	24	Y	34x76x137	136	L057		L066		5
	11	110	24	Y	36X83X147	148	L058		L067		5
	12	120	24	Y	37X90X157	160	L059		L068		5
	13	130	24	Y	38x96x167	175	L060		L069		5
	14	140	24	Y	39x103x177	190	L061		L070		5
	15	150	24	Y	40x109x187	210	L062		L071		5
16	160	24	Y	41x116x197	235	L063		L072		5	

30" Wide Tread	8	80	30	Y	38x63x117	128	L073		L082		5
	9	90	30	Y	39x70x127	142	L074		L083		5
	10	100	30	Y	40x76x137	156	L075		L084		5
	11	110	30	Y	41x83x147	170	L076		L085		5
	12	120	30	Y	42x90x157	184	L077		L086		5
	13	130	30	Y	43x96x167	201	L078		L087		5
	14	140	30	Y	45x103x177	218	L079		L088		5
	15	150	30	Y	46x109x187	240	L080		L089		5
16	160	30	Y	47x116x197	246	L081		L090		5	

*NOTE: EZY Lock bottom step standard on 5 step ladders and above. Also, 7-step 20" wide and double- and triple-top step 6- and 7-step ladders. All ladders with chain gate options. Call for correct pricing.

Shipping Info

Starting Zip
53005



EZY Climb

Unlike other steeper industrial warehouse ladders, the safety angle is designed with a more gradual incline for the feel and comfort of a stairway. Incorporating a deeper run, it allows workers to easily carry stock items while ascending/descending more quickly. 450 lbs capacity. Rigid 1" square tubing. 2 - 4 steps: Spring loaded 3" casters provide mobility while rubber tipped legs adds traction while in use. 5 - 10 steps: Ezy-Locks features 4" casters, which are released putting ladder legs firmly on the floor when pressure is applied to bottom step. 17", 24" & 30" wide steps available. Steps are 7" deep with a deeper 14" top step. Perforated or Grip Strut Tread for slip-resistant footing. Meets OSHA standards.




*NOTE: EZY Lock bottom step standard on 5-step ladders and above. Also, 7-step 20" wide and double- and triple-top step 6- and 7-step ladders. All ladders with chain gate options. Call for correct pricing.

Shipping Info

Starting Zip
53005

EZY Angle Safety Ladders



	# of Steps	Top Step Height	Step Width	Hand Rails	Overall W x L x H	Wt. Lbs.	EZY Tread®		Grip Strut®		Lead Time Days
							EGA #		EGA #		
17" Wide Tread	2	20	17	N	22x25x20	25	Z001		Z010		5
	2	20	17	Y	22x25x44	36	Z002		Z011		5
	3	30	17	N	22x34x30	38	Z003		Z012		5
	3	30	17	Y	22x34x54	40	Z004		Z013		5
	4	40	17	N	22x44x40	42	Z005		Z014		5
	4	40	17	Y	22x44x64	60	Z006		Z015		5
	5	50	17	Y	22x54x86	71	Z007		Z016		5
	6	60	17	Y	23x63x96	86	Z008		Z017		5
	7	70	17	Y	24x72x106	95	Z009		Z018		5

24" Wide Tread	2	20	24	N	25x28x20	29	Z019		Z028		5
	2	20	24	Y	25x28x44	38	Z020		Z029		5
	3	30	24	N	28x34x30	40	Z021		Z030		5
	3	30	24	Y	28x34x54	42	Z022		Z031		5
	4	40	24	N	28x44x40	44	Z023		Z032		5
	4	40	24	Y	28x44x64	62	Z024		Z033		5
	5	50	24	Y	29x54x86	76	Z025		Z034		5
6	60	24	Y	30x63x96	90	Z026		Z035		5	
7	70	24	Y	30x72x106	102	Z027		Z036		5	

30" Wide Tread	2	20	30	N	32x34x20	31	Z037		Z046		5
	2	20	30	Y	32x34x44	40	Z038		Z047		5
	3	30	30	N	34x34x30	42	Z039		Z048		5
	3	30	30	Y	34x34x54	44	Z040		Z049		5
	4	40	30	N	34x44x40	41	Z041		Z050		5
	4	40	30	Y	34x44x64	69	Z042		Z051		5
	5	50	30	Y	34x54x86	84	Z043		Z052		5
6	60	30	Y	35x63x96	96	Z044		Z053		5	
7	70	30	Y	37x72x106	110	Z045		Z054		5	

24-30" Wide Tread	8	80	24	Y	32X81X116	120	Z055		Z058		5
	9	90	24	Y	33X91X126	135	Z056		Z059		5
	10	100	24	Y	34X100X136	150	Z057		Z060		5
	8	80	30	Y	38X81X116	130	Z061		Z064		5
	9	90	30	Y	39X91X126	140	Z062		Z065		5
	10	100	30	Y	40X100X136	160	Z063		Z066		5



Steel Step Stools

Platform Is 16" W x 14" D. 350lb capacity. Rigid 1" square tubing. Perforated or Solid tread covered with nonslip adhesive rubber for slip-resistant footing. Meets OSHA standards.

Shipping Info

Starting Zip
28115

Top Step WxD	Overall WxD	Step Height	Weight	EZY-Tread		Anti-slip Vinyl		Lead Times Days
				EGA #		EGA #		
16x14	18.5x16.5	10 1/2"	16	PSS		RSS		5

Office Ladders

Built with 100% square tube framework for a clean look, Office Ladders come in four standard colors to match your office decor. 450lb capacity. Rigid 1" square tubing. Spring-loaded 3" casters provide mobility while rubber-tipped legs add traction

while in use. 16" and 24" wide steps available. Steps are 7" deep with a deeper 14" top step. Solid treads coated with anti-slip vinyl. Meets OSHA standards. Available colors: blue, gray, black, beige.



Shipping Info

Starting Zip
53005

# Of Steps	Top Step Height	Step Width	Hand Rails	Overall W x L x H	Wt. Lbs.	Anti-Slip Vinyl		Lead Times Days
						EGA #	BL=Black A=Almond B=Blue G=Gray	
1	10	16	N	22x20x10	21	F001		5
2	20	16	N	22x23x20	29	F002		5
2	20	16	Y	22x23x44	37	F003		5
3	30	16	N	22x27x30	37	F004		5
3	30	16	Y	22x29x54	45	F005		5
4	40	16	N	22x35x40	51	F006		5
4	40	16	Y	22x36x64	61	F007		5
5	50	16	Y	23x50x80	77	F008		5
6	60	24	Y	32x57x90	82	F009		5



Industrial Truck Ladder $\triangle 55^\circ$

Finally, a ladder that provides secure, safer access to semi-trailers when docking bays are full or unavailable. Ideal for retail and stand alone facilities, this ladder offers the "trailer jumpers" a safer alternative. The Industrial Truck Ladder has a 55-degree angle and provides a deeper run which allows workers to ascend/descend more quickly. Rugged, 10-inch semi-pneumatic wheels enable easy transport over rough surfaces - just lift the front bumpers and go.

Features

- 450 lbs. (1 person) capacity.
- Rigid 1" diameter all welded steel tubular frame.
- 10" rear wheels roll easily over the toughest surfaces (e.g., bar grating).
- 2 1/2" heavy duty rubber bumpers/pads on front legs holds ladder secure during use.
- Steps are 36" W x 7" D.
- Top step is 36" W x 19" D.
- Top step height of 47 1/2" allows access to standard semi-trailers.
- Grip Strut® tread provides sure footing and self cleaning on steps.
- Safety chain at both the top and bottom of ladder for added safety.

Plus

- Ladder can be moved in no time with a simple lift and go.
- All-welded construction for the toughest industrial use.
- Meets OSHA standards.
- Gray enamel finish standard.



Grip Strut®



# of Steps	Hand Rails	Top Step Height	OA Height	Base WxL	Wt. Lbs.	Grip Strut® Model	Lead Time Days
5	Y	47-1/2	72-1/2	45x51	135	TG4838H	10

Shipping Info


Starting Zip
53005
28115

Stockpicking Ladders $\triangle 50^\circ$

This versatile ladder can be used as a combination ladder as well as a carrying cart/stock-picker. It allows multiple items to be pulled from stock at the same time, reducing your response times. 450lb capacity. Rigid 1" square tubing. Ezy-Lock features 4" casters which are released putting ladder legs firmly on the floor when pressure is applied to bottom step. 24" wide steps. Steps are 7" deep with a deeper 21" top step. Perforated or Grip Strut tread for slip-resistant footing. Shelves are 23" x 25". Meets OSHA standards.

EZY Tread®

Grip Strut®



# of Steps	Top Step Height	Step Width	Hand Rails	Overall W x L x H	Wt. Lbs.	EGA #	EGA #	Lead Time Days
6	60	24	Y	30x70x97	175	P001	P007	14
7	70	24	Y	31x79x107	185	P002	P008	14
8	80	24	Y	32x88x117	195	P003	P009	14
9	90	24	Y	33x98x127	205	P004	P010	14
10	100	24	Y	34x107x137	210	P005	P011	14
11	110	24	Y	36x116x147	230	P006	P012	14



P003

Shipping Info

Starting Zip
53005

Mechanics / Maintenance Ladders

Ideal for a variety of applications around the production or shop floor. A 21" deep top platform with a detachable chain at rear allows full access to work areas. Plus convenient handles at ladder front allow instant mobility. Perfect for the worker on the go. Rigid 1" square tubing. 4" casters provide mobility and rubber-tipped legs add traction while in use. 24" wide steps. Steps are 7" deep with a deeper 21" step at top. Perforated or Grip Strut tread for slip-resistant footing. Meets OSHA standards. 450lb weight capacity.

EZY Tread®

Grip Strut®



# of Steps	Top Step Height	Step Width	Hand Rails	Overall W x L x H	Wt. Lbs.	EGA #		EGA #		Lead Time Days
4	40	24	Y	28x49x70	63	M001		M005		10
5	50	24	Y	29x55x80	78	M002		M006		10
6	60	24	Y	30x62x90	88	M003		M007		10
7	70	24	Y	31x69x100	107	M004		M008		10



Shipping Info

Starting Zip
53005/28115

Folding Ladders

Designed to fold into a convenient, compact package for storage and transport with just 4 screws and still perform in the toughest industrial situations. The ladder tilts on large, 10" diameter wheels to pass underneath overhead obstacles or through doorways. 16" wide steps. Steps are 7" deep with a deeper 14" top step. Perforated or Grip Strut tread for slip-resistant footing. Meets OSHA standards. 450lb weight capacity.

EZY Tread®

Grip Strut®



# of Steps	Top Step Height	Step Width	Hand Rails	Overall W x L x H	Wt. Lbs.	EGA #		EGA #		Lead Time Days
5	50	16	Y	28x46x80	90	S001		S009		10
6	60	16	Y	29x53x90	110	S002		S010		10
7	70	16	Y	30x59x100	125	S003		S011		10
8	80	16	Y	31x66x110	135	S004		S012		10
9	90	16	Y	32x72x120	140	S005		S013		10
10	100	16	Y	33x79x130	160	S006		S014		10
11	110	16	Y	34x86x140	185	S007		S015		10
12	120	16	Y	36x92x150	205	S008		S016		10


















Shipping Info


Starting Zip
53005



Ladder Replacement Casters Kits

EGA #	Description	Kits
CK2S	Replacement 2" caster, rubber tips, Silver springs & hardware (set of 4/older models 12/95 & earlier)	
CK2Y	Replacement 2" caster, rubber tips, Yellow springs & hardware (set of 4/older models 12/95 & earlier)	
CK2B	Replacement 2" caster, rubber tips, Black springs & hardware (set of 4/older models 12/95 & earlier)	
CK2U	Replacement 2" caster, rubber tips, Uncoated springs & hardware (set of 4/older models 12/95 & earlier)	
CK3Y-R (round tube) CK3Y-S (square tube)	Replacement 3" casters, rubber tips, Yellow springs & hardware	 (round tube)  (square tube)
CK3S-R (round tube) CK3S-S (square tube)	Replacement 3" casters, rubber tips, Silver springs & hardware	 (round tube)  (square tube)
CK3B-R (round tube) CK3B-S (square tube)	Replacement 3" casters, rubber tips, Black springs & hardware	 (round tube)  (square tube)
CK3U-R (round tube) CK3U-S (square tube)	Replacement 3" casters, rubber tips, Uncoated springs & hardware	 (round tube)  (square tube)
CK4M-P	Replacement 4" casters (set of 4, 2, plate and 2 rigid fork casters)	
CK4M-S	Replacement 4" casters (set of 4, 2, stem and 2 rigid fork casters)	
CK4D	Replacement 4" casters (set of 4 swivel plate casters), with 2 1/2" bumpers (set of 4) & hdwe.	

Work Platform Caster Kit

EGA #	Description	Kits
CK4WP	Work Platform 4" casters (set of 2 rigid)	

Ladder Replacement Parts


EGA #	Description	Parts
Y-SPRING	Replacement Yellow springs (set of 4)	
S-SPRING	Replacement Silver springs (set of 4)	
B-SPRING	Replacement Black springs (set of 4)	
U-SPRING	Replacement Uncoated springs (set of 4)	
RCKTS	Replacement sockets (set of 4 stem casters)	
RUBTS-R	Replacement rubber tips (set of 4 round tips)	
RUBTS-S	Replacement rubber tips (set of 4 square tips)	
RUBPD	Replacement rubber pads 2 1/2" diameter (pair with hardware)	
R10	Replacement 10" wheels (pair)	
ELS	EZY-Lock Spring (each)	
W4	Replacement 4" wheels (no rigs) & hardware	
BS	Bottom step assembly	
NMRUBPD	Non-Marking Pads (Pair)	



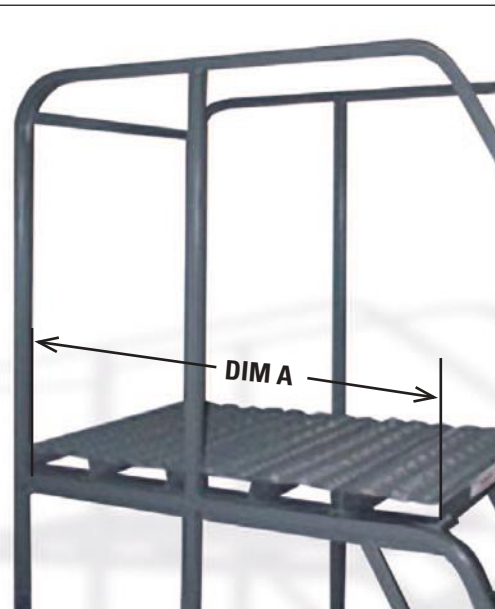
EZY Tread®

Grip Strut®

Accessories



	EGA #	Description / Dim A	EZy Tread®		Grip Strut®	
			# of Step		# of Step	
Round Tube	DTS	Double top step (19" deep)	1-7		1-7	
			8-11		8-11	
			12-16		12-16	
	TTS	Triple top step (29" deep)	1-7		1-7	
			8-11		8-11	
			12-16		12-16	
Square Tube	21TS	Top Step (21" Deep)	1-7		1-7	
			8-11		8-11	
			12-16		12-16	
	28TS	Top Step (28" deep)	1-7		1-7	
			8-11		8-11	
			12-16		12-16	



FDT	Fold down tray (12" deep)		
EL	EZY-Lock (39" base length req'd)		
RT	Rubber covered tread		
RR	Removable chain on Side * + **		
RC	Removable chain on Rear * **		
PT	Perimeter toe plate on top step *		
NM	Non-marking casters **		

* Add additional 5 days to lead time

** Not available on spring loaded ladders

+ 21" TS required for square tube ladders

+ DTS required for round tube ladders

Mobile Work Platforms

Platforms provide a secure, movable work space at a variety of heights above floor level. With or without handrails. Made out of 1" square tubing. With or without handrails. Available in steel or aluminum.

Steel Mobile Work Platforms:

- 500 lbs. capacity
- 4" rear casters provide mobility and rubber-tipped legs add traction while in use
- Steps are 7" deep
- Perforated or Serrated Grip Strut Tread

Perforated Tread Serrated Tread



Starting Zip
53005 or 28115

# of Steps	Top Step Height	Step Width	Platform WxD	Overall WxLxH	Handrails	Weight	EGA #	EGA #
3	30"	24"	24x36	27x49x30	N	75	W025	W033
3	30"	24"	24x36	27x49x60	Y	90	W025H	W033H
3	30"	24"	24x48	27x64x30	N	86	W026	W034
3	30"	24"	24x48	27x64x60	Y	102	W026H	W034H
3	30"	30"	30x36	32x49x30	N	88	W027	W035
3	30"	30"	30x36	32x49x60	Y	102	W027H	W035H
3	30"	30"	30x48	32x64x30	N	100	W028	W036
3	30"	30"	30x48	32x64x60	Y	116	W028H	W036H
4	40"	24"	24x36	27x49x40	N	90	W029	W037
4	40"	24"	24x36	27x49x70	Y	104	W029H	W037H
4	40"	24"	24x48	27x64x40	N	101	W030	W038
4	40"	24"	24x48	27x64x70	Y	115	W030H	W038H
4	40"	30"	30x36	32x49x40	N	103	W031	W039
4	40"	30"	30x36	32x49x70	Y	117	W031H	W039H
4	40"	30"	30x48	32x64x40	N	116	W032	W040
4	40"	30"	30x48	32x64x70	Y	130	W032H	W040H
5	50"	24"	24x36	27x61x80	Y	106	W041H	W045H
5	50"	24"	24x48	27x75x80	Y	117	W042H	W046H
5	50"	30"	30x36	32x61x80	Y	119	W043H	W047H
5	50"	30"	30x48	32x75x80	Y	132	W044H	W048H

Solid Tread Serrated Tread



# of Steps	Top Step Height	Step Width	Platform WxD	Overall WxLxH	Handrails	Weight	EGA #	EGA #
2	20"	24"	24x36	27x47x20	N	38	A001	A010
2	20"	24"	24x36	27x47x52	Y	38	A001H	A010H
2	20"	24"	24x42	27x54x20	N	42	A002	A011
2	20"	24"	24x42	27x54x52	Y	42	A002H	A011H
2	20"	24"	24x48	27x61x20	N	45	A003	A012
2	20"	24"	24x48	27x61x52	Y	45	A003H	A012H
3	30"	24"	24x36	27x53x30	N	48	A004	A013
3	30"	24"	24x36	27x53x62	Y	48	A004H	A013H
3	30"	24"	24x42	27x60x30	N	51	A005	A014
3	30"	24"	24x42	27x60x62	Y	51	A005H	A014H
3	30"	24"	24x48	27x67x30	N	55	A006	A015
3	30"	24"	24x48	27x67x62	Y	55	A006H	A015H
4	40"	24"	24x36	27x59x40	N	57	A007	A016
4	40"	24"	24x36	27x59x72	Y	57	A007H	A016H
4	40"	24"	24x42	27x66x40	N	60	A008	A017
4	40"	24"	24x42	27x66x72	Y	60	A008H	A017H
4	40"	24"	24x48	27x73x40	N	64	A009	A018
4	40"	24"	24x48	27x73x72	Y	64	A009H	A018H

- Aluminum Mobile Work Platforms:
- 300 lbs. capacity
 - 4" rear casters provide mobility and rubber-tipped legs add traction while in use
 - Steps are 7" deep
 - Solid Ribbed Tread or Serrated Grip Strut Tread
 - Non-sparking, non-magnetic and non-corrosive



Starting Zip
53005



Dual Access Mobile Platforms

Platforms provide movable work surface accessible from either side. Rigid 1" square tubing. Each end has an Ezy-Lock that features 4" casters which are released putting ladder legs firmly on the floor when pressure is applied to bottom step. Steps are 7" deep with a deeper 49" platform. Handrail on (1) side only. Grip Strut tread for slip-resistant footing. Meets OSHA standards. 800lb weight capacity.

Grip Strut®



# of Steps	Step Width	Clearance W x H	Dimension W x L x H	Wt. Lbs.	EGA #	Lead Time Days
3	24	24x50x30	27x75x60	198	D001	10
4	24	24x50x40	27x86x70	225	D004	10
5	24	24x50x50	27x98x80	252	D007	10



D001

Shipping Info

Starting Zip
53005



E002

Double Entry Platforms

With access from either side, these mobile platforms are perfect for narrow aisles or congested areas. 300lb. capacity. Rigid 1" square tubing. Spring-loaded 3" casters provide mobility while rubber-tipped legs add traction while in use. Steps are 7" deep with a deeper 21" platform at top. Perforated Tread for slip-resistant footing. Meets OSHA standards.

EZY Tread®



# of Steps	Rails	Step Width	Platform W x H	Base W x L x H	Wt. Lbs.	EGA #	Lead Time Days
3	N	16	16x21x30	22x46	45	E001	10
3	Y	16	16x21x30	22x46	53	E002	10
4	Y	16	16x21x40	22x57	70	E003	10
5	Y	16	16x21x50	22x69	95	E004	10

Shipping Info

Starting Zip
53005 or 28115

Crossovers

Crossover halves simply bolt together for assembly. 300lb capacity. Rigid 1" square tubing. 24" wide steps. Steps are 7" deep with a deeper 21", 28" or 35" platform at top. Perforated or Grip Strut tread for slip-resistant footing. Meets OSHA standards.

# of Steps	Step Width	Clearance W x H	WxLxH	Wt. Lbs.	Tread Type		Lead Time Days
					EZY Tred®	Grip Strut®	
4	24	22x37	29x76x70	84	C001	C010	10
4	24	29x37	29x84x70	89	C002	C011	10
4	24	36x37	29x91x70	96	C003	C012	10
5	24	22x47	29x88x80	145	C004	C013	10
5	24	29x47	29x95x80	151	C005	C014	10
5	24	36x47	29x102x80	160	C006	C015	10
6	24	22x57	29x100x90	180	C007	C016	10
6	24	29x57	29x107x90	186	C008	C017	10
6	24	36x57	29x114x90	199	C009	C018	10



Shipping Info

Starting Zip
53005 or 28115

One Piece Mini Crossovers

A great solution to navigate over low running pipes, electrical conduits or other permanent objects. Strong all welded construction made of heavy gauge rectangular tubing. Steps and platforms are made of durable grip strut. Two step models have a 60 degree incline angle. Yellow enamel finish. Weight capacity 500 lbs.

MINICO-9.5



MINICO-19-AL



Material	EGA #	# of Steps	Clearance WxH	Overall WxLxH	Weight
Steel	MINICO-9.5	1	25x6½	26½x39¾x9½	31
Steel	MINICO-19	2	25x16	26½x51x19	52
Aluminum	MINICO-9.5-AL	1	25x6½	26½x39¾x9½	14
Aluminum	MINICO-19-AL	2	25x16	26½x51x19	24



Fixed Dock Ladders

Built with tough, all-weld construction for years of service, Walk-Thru and Side Step ladders provide easier access to docks, platforms and mezzanines. The Walk-Thru model features a handrail extending 42" above the top rung to help guide you safely up and down. The Side Step has 4 ladder rungs at the top for easy movement up and down. Both ladders rest 6" away from mounting surface for foot clearance when climbing. 300lb capacity. Rigid 1" diameter tubing for handrails. MDS models are 19" wide rungs. MDT models are 24" wide rungs and walk-thru handrails. One-diamond Grip Strut tread for slip-resistant footing. Meets OSHA standards.



	# of Steps	Weight	Overall Length	EGA #	Lead Time Days
DS Ladder	2	45	5' 6"	MDS2	5
	3	48	6' 6"	MDS3	5
	4	55	7' 6"	MDS4	5
	5	60	8' 6"	MDS5	5
	6	68	9' 6"	MDS6	5
	7	73	10' 6"	MDS7	5
	8	78	11' 6"	MDS8	5
	9	82	12' 6"	MDS9	5
	10	83	13' 6"	MDS10	5



	# of Steps	Dim. "A"	Wt. Lbs.	EGA #	Lead Time Days
DT Ladder	2	1' 6"	43	MDT2	5
	3	2' 6"	46	MDT3	5
	4	3' 6"	53	MDT4	5
	5	4' 6"	58	MDT5	5
	6	5' 6"	66	MDT6	5
	7	6' 6"	71	MDT7	5
	8	7' 6"	76	MDT8	5
	9	8' 6"	80	MDT9	5
	10	9' 6"	86	MDT10	5

Shipping Info

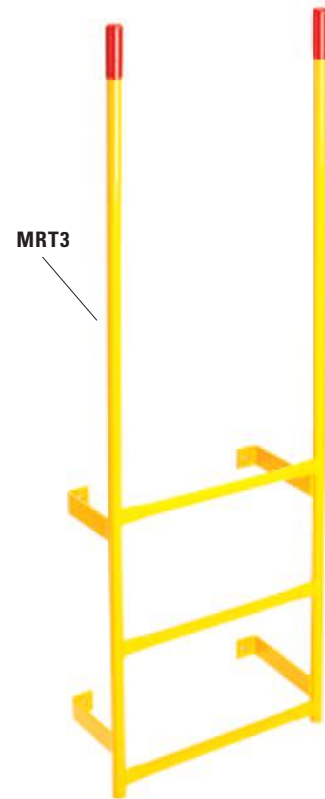
Starting Zip
53005 or 28115

Wall-Mount Walk-Through Steel Dock Ladder

*500 lbs. rated capacity

*Meets OSHA requirements

Our highest weight capacity dock ladder. All welded 1-1/16 steel tube construction. Durable Yellow powder coated. Rungs are 24" wide. Hand rails continue 42" beyond top rung and are capped with red vinyl hand grip. 8" for toe clearance. Mounting brackets have 3/8" mounting hole. (Fastening hardware not included)



	# of Rungs	Rung Height Up To	Overall Length	Weight	EGA #		Lead Time Days
Wall-Mount Walk-Through Steel Dock	3	36"	5'8"	27	MRT-3		5
	4	48"	6'8"	31	MRT-4		5
	5	60"	7'8"	36	MRT-5		5
	6	72"	8'8"	43	MRT-6		5
	7	84"	9'8"	47	MRT-7		5
	8	96"	10'8"	52	MRT-8		5
	9	108"	11'8"	56	MRT-9		5
	10	120"	12'8"	64	MRT-10		5

Two Step Wall-Mount Ladder

*Grip Strut Treads

*Meets OSHA requirements

All welded steel construction. Treads are 18" wide grip strut for traction and self-cleaning. Better for slippery or wet conditions. Four mounting holes for secure fastening to wall. Painted EGA grey enamel. Tread rise is 12". 300lb capacity.



Grip Strut®



Two Step Wall-Mount	# of Steps	Dimensions (WxHxD)	EGA #		Lead Time Days	Weight
	2	18x24x13	WML		5	30

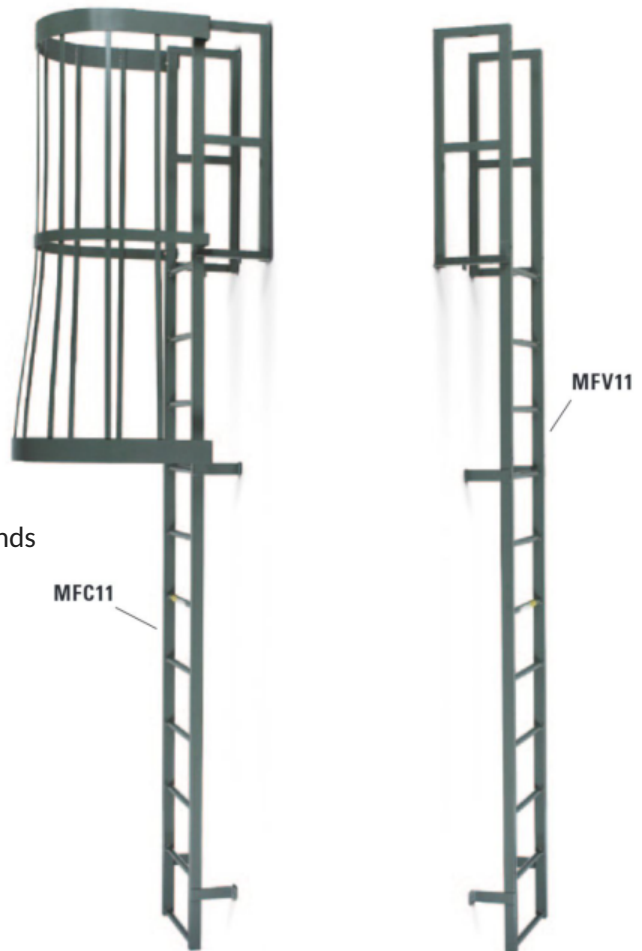


Fixed Vertical & Cage Ladders

Designed specifically for roof and platform access, Fixed Cage Ladders meet all known building codes. A sure way to make your facility safer. These ladders feature a Walk-Thru handrail extending 42" above the top rung to help guide you safely up and down. Cage begins 8' from ground extending to ladder top. Cage flared at bottom for easy access. 300lb capacity. 24" wide rungs. Sturdy, 1" diameter wall rungs ensure long life and durability. Meets OSHA standards

Features:

- Each fixed cage ladder features a walk-thru handrail that extends 42 inches above the top rung
- The cage begins seven feet from the ground and extends to the top of the ladder
- Each cage is flared at bottom for easy access
- 300 lbs. Capacity
- OSHA Compliant
- Rungs are spaced 12" vertically
- 1" diameter wall rungs (24" width)
- Gray enamel finish or can be galvanized



# of Rungs	Top Rung Height	EGA #	Weight FV	EGA # With Cage	Weight FC
10	10'	MFV10	124	MFC10	187
12	12'	MFV12	142	MFC12	223
14	14'	MFV14	161	MFC14	261
16	16'	MFV16	181	MFC16	299
18	18'	MFV18	194	MFC18	338
20	20'	MFV20	213	MFC20	368
22	22'	-	-	MFC22	405
24	24'	-	-	MFC24	442

*Other lengths available.
FC22 and taller built in 2 sections.


Starting Zip
53005 or 28115

*NOTE: Stand off platform required every 50'

Extra Options
Floor Mount Legs
Security Panel 6' or 8'
Security Gate (cage only)
Traction Tread Rungs

All-Welded Access Stairways

Create strong, reliable access to elevated areas. Sturdy All-Welded stairways ship set-up and ready to go. Simply locate and secure stairway in place with convenient mounting plates at the top and bottom. Mounting plates have pre-punched holes for fasteners. Rigid 1" square tubing. 24" wide steps. Steps are 7" deep with a deeper 14" step at top. Perforated or Grip Strut tread for slip-resistant footing. Meets OSHA standards. 300lb weight capacity.



# of Steps	Total Rise	Total Run	Overall WxLxH	Weight	EGA #	EGA #	Lead Times Days
4	40	35	29x35x70	40	H001	H010	10
5	50	41	29x41x80	50	H002	H011	10
6	60	46	29x46x90	60	H003	H012	10
7	70	52	29x52x100	71	H004	H013	10
8	80	58	29x58x110	82	H005	H014	10
9	90	64	29x64x120	93	H006	H015	10
10	100	70	29x70x130	105	H007	H016	10
11	110	75	29x75x140	122	H008	H017	10
12	120	82	29x82x156	132	H009	H018	10



Shipping Info

Starting Zip
53005 or 28115



Vertical Wall Mount Ladders

All-welded construction. Ladders available in steel or stainless steel. Single diamond Grip Strut® rungs. Rungs are 16" wide spaced 12" vertically. Flat bar stock side rails. Flaired handrails available on all models that extend 42" above the top rung. Inside width of 24". All models have floor mount legs and bolt-on standoff brackets. 8' & 10' have (1) set of standoff brackets; all other models come with (2) sets. Weight capacity 300lbs.

Steel

# of Steps	Top Step Height	Weight	EGA #		Lead Time Days
8	96"	65	MVMS8		5
10	120"	81	MVMS10		5
12	144"	99	MVMS12		5
14	168"	114	MVMS14		5
16	192"	129	MVMS16		5
8	96"	90	MVMS8EX		5
10	120"	106	MVMS10EX		5
12	144"	123	MVMS12EX		5
14	168"	139	MVMS14EX		5
16	192"	154	MVMS16EX		5

Stainless Steel

# of Steps	Top Step Height	Weight	EGA #		Lead Time Days
8	96"	65	MVSS8		5
10	120"	81	MVSS10		5
12	144"	99	MVSS12		5
14	168"	114	MVSS14		5
16	192"	129	MVSS16		5
8	96"	90	MVSS8EX		5
10	120"	106	MVSS10EX		5
12	144"	123	MVSS12EX		5
14	168"	139	MVSS14EX		5
16	192"	154	MVSS16EX		5




Shipping Info

Starting Zip
28115

One-Step Adjustable Height Platforms

Unique platforms adjust in height by simply twisting the threaded feet for a variety of application and worker requirements. 500lb capacity. Rigid 1" square tubing. Grip Strut tread for slip-resistant footing. Meets OSHA standards.



AHW-L-2424


Grip Strut®



WxD	Adjust. Height	Max. Height	Weight	EGA #	Lead Times Days
24x24	5"-8"	8	34	AHW-L-2424	5
24x36	5"-8"	8	44	AHW-L-2436	5
24x48	5"-8"	8	54	AHW-L-2448	5
24x60	5"-8"	8	64	AHW-L-2460	5
24x72	5"-8"	8	77	AHW-L-2472	5
24x96	5"-8"	8	99	AHW-L-2496	5
24x24	9"-14"	14	31	AHW-H-2424	5
24x36	9"-14"	14	41	AHW-H-2436	5
24x48	9"-14"	14	51	AHW-H-2448	5
24x60	9"-14"	14	61	AHW-H-2460	5
24x72	9"-14"	14	73	AHW-H-2472	5
24x96	9"-14"	14	95	AHW-H-2496	5

Two-Step Access Platforms

Grip Strut®



# of Steps	Step WxD	Overall WxD	Top Step Height	Weight	EGA #	Lead Times Days
2	24x24	25x47	18	60	FHW24	5
2	36x24	37x47	18	80	FHW36	5
2	48x24	48x47	18	90	FHW48	5
2	60x24	61x47	18	120	FHW60	5



FHW24

Shipping Info


Starting Zip
28115

Industrial Stairways Platform



PLA3636

Grip Strut®



Length	Width	Weight	EGA #	Lead Times Days
36	36	194	PLA3636	20
36	48	236	PLA3648	20
48	48	272	PLA4848	20

Shipping Info

Starting Zip
53005/28115



Industrial Stairways

OSHA Standards

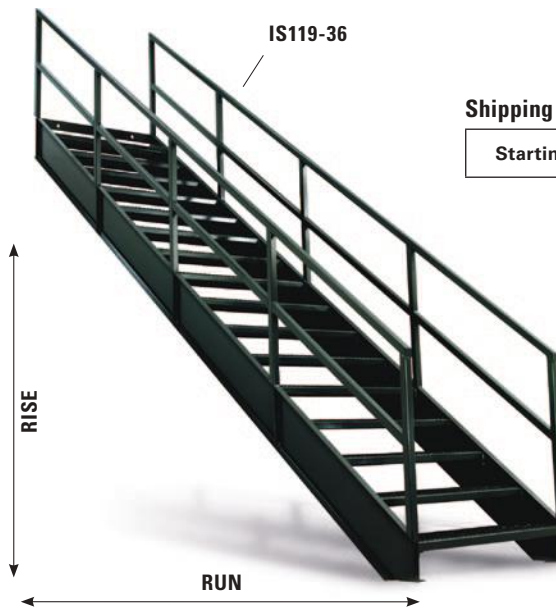


Create strong, reliable access to mezzanines and elevated platforms with our Industrial Stairways. Fully assembled, all-welded construction offers more rigidity than bolt-together designs and eliminates the headaches of do-it-yourself assembly. Safely carries a 500lb moving load. Units have 10" channel stringer for strength and rigidity. 1-1/2" square tubing handrails. Stair treads are a generous 36" wide. Meets OSHA standards.

Grip Strut®



Total Rise	Total Run	# of Treads	# of Risers	Weight	EGA #	Lead Times Days
42	47.5	5	6	223	IS42-36	20
49	57.0	6	7	260	IS49-36	20
56	66.5	7	8	309	IS56-36	20
63	76.0	8	9	346	IS63-36	20
70	85.5	9	10	382	IS70-36	20
77	95.0	10	11	419	IS77-36	20
84	104.5	11	12	468	IS84-36	20
91	114.0	12	13	505	IS91-36	20
98	123.5	13	14	541	IS98-36	20
105	133.0	14	15	577	IS105-36	20
112	142.5	15	16	626	IS112-36	20
119	152.0	16	17	663	IS119-36	20



Shipping Info

Starting Zip

53005/28115

IBC Standards

Fully assembled, all welded construction. 42" overall stair width with 11" deep treads. Closed diamond plate treads and risers. Guard rail with internal handrails along both sides of steps. Fabricated to be in compliance with IBC standards (section 1009).

Diamond Plate



Total Rise	Total Run	# of Treads	# of Risers	Weight	EGA #	Lead Times Days
42	57	5	6	426	IS42-39-IBC	30
49	68	6	7	491	IS49-39-IBC	30
56	79	7	8	556	IS56-39-IBC	30
63	90	8	9	620	IS63-39-IBC	30
70	101	9	10	699	IS70-39-IBC	30
77	112	10	11	764	IS77-39-IBC	30
84	124	11	12	829	IS84-39-IBC	30
91	134	12	13	894	IS91-39-IBC	30
98	145	13	14	973	IS98-39-IBC	30
105	156	14	15	1037	IS105-39-IBC	30
112	167	15	16	1102	IS112-39-IBC	30
119	178	16	17	1169	IS119-39-IBC	30



Shipping Info

Starting Zip

53005/28115

*Other heights available. Call for prices.

* NOTE: Additional handrail available at additional cost per linear foot



Custom Work Platforms

Our custom platforms allow you to choose the style, step type, height and configuration to perfectly fit your application. Select a single platform, or choose an extension unit which allows you to add 3' to the width of select platform styles. This unit can be at the same height, or function as a step-down area below existing platforms. Multiple options enable you to build a large surface area that surrounds machinery or spans the entire shop, factory or warehouse floor. 500lb capacity. Rigid 1-1/4" diameter tubing. 36" wide steps. Steps are 7" deep with a deeper 36" platform at top. Grip Strut tread for slip-resistant footing. Meets OSHA standards.



CW0-27-0-3 w/ CW7-27-3-3
Style 7 and Style 0



CW0-27-0-3
Style 0



CW1-27-3-3
Style 1



CW2-27-3-3
Style 2



CW3-27-3-3
Style 3



CW4-27-3-3
Style 4



CW5-27-3-3
Style 5



CW6-27-3-3
Style 6



CW7-27-3-3
Style 7



CW8-27-3-3
Style 8



CW9-27-3-3
Style 9

Custom Work Platforms

Dimensions - Weight - Prices

Style	# of Steps*	Dimensions (inches)						EGA#	Lead Time Days	Weight
		OAW	OAL	OAH	PW	PL	PH			
0	n/a	39	39	21	35	39	21	CW0-21-0-3	5	100
0	n/a	39	39	27	35	39	27	CW0-27-0-3	5	115
0	n/a	39	39	33	35	39	33	CW0-33-0-3	5	115
0	n/a	39	39	39	35	39	39	CW0-39-0-3	5	115
0	n/a	39	39	45	35	39	45	CW0-45-0-3	5	115
1	2	39	48	21	35	39	21	CW1-21-2-3	5	120
1	2	39	86	21	35	77	21	CW1-21-2-6	5	187
1	3	39	57	33	35	39	33	CW1-33-3-3	5	140
1	3	39	95	33	35	77	33	CW1-33-3-6	5	230
2	2	39	48	60	35	39	21	CW2-21-2-3	5	150
2	2	39	86	60	35	77	21	CW2-21-2-6	5	235
3	2	39	57	60	35	39	21	CW3-21-2-3	5	150
3	2	39	95	60	35	77	21	CW3-21-2-6	5	225
4	2	39	48	60	35	39	21	CW4-21-2-3	5	145
4	2	39	86	60	35	77	21	CW4-21-2-6	5	225
5	3	39	57	66	35	39	27	CW5-27-3-3	5	185
5	3	39	95	66	35	77	27	CW5-27-3-6	5	285
5	3	39	57	72	35	39	33	CW5-33-3-3	5	185
5	3	39	95	72	35	77	33	CW5-33-3-6	5	290
6	3	39	75	72	35	39	33	CW6-33-3-3	5	207
6	3	39	113	72	35	77	33	CW6-33-3-6	5	290
6	4	39	93	84	35	39	45	CW6-45-4-3	5	245
6	4	39	131	84	35	77	45	CW6-45-4-6	5	335
7	3	39	57	66	35	39	27	CW7-27-3-3	5	180
7	3	39	95	66	35	77	27	CW7-27-3-6	5	260
7	3	39	57	72	35	39	33	CW7-33-3-3	5	175
7	3	39	95	72	35	77	33	CW7-33-3-6	5	265
7	4	39	66	84	35	39	45	CW7-45-4-3	5	200
7	4	39	104	84	35	77	45	CW7-45-4-6	5	290
8	4	39	66	78	35	39	39	CW8-39-4-3	5	205
8	4	39	104	78	35	77	39	CW8-39-4-6	5	310
8	4	39	66	84	35	39	45	CW8-45-4-3	5	205
8	4	39	104	84	35	77	45	CW8-45-4-6	5	310
9	3	39	75	72	35	39	33	CW9-33-3-3	5	235
9	3	39	113	72	35	77	33	CW9-33-3-6	5	340

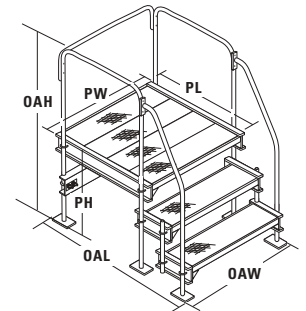


Chart Key
OAW = Overall Width
OAL = Overall Length
OAH = Overall Height
PW = Platform Width
PL = Platform Length
PH = Platform Height

Shipping Info
Starting Zip
28115

* # of steps is # of risers to top of platform. # of step treads is actually one less than riser.

Pallet Rack Bay Dividers

Easily organize pallet racks. Can be installed temporarily or permanently with prepunched mounting holes. Made of 1" diameter tubing for durable performance. Painted EGA yellow. Fits any 3" rack beam. Custom m-dividers also available.

Dimensions	Weight	EGA #		Lead Times Days
42"x54" BD	13	MD54-42		10



Shipping Info

Starting Zip	53005
--------------	-------

Die Shelves for Pallet Rack Beams

Designed for standard 1-5/8" step beams, EGA's Die Shelves provide a solid sheet steel deck for increased utility of existing pallet rack locations and durability. The die shelves are available with a low to high capacity of 2,000 to 6,000 pounds. Options include waterfall edges, back stop with lip up corners, colors (standard is grey enamel finish), and custom designs available.



Shipping Info

Starting Zip	53005
--------------	-------

EGA #	Depth	Width	Capacity	Lead Time	Weight
M25DS-3034-LD	30"	34"	2500lbs.	5	43
M25DS-3046-LD	30"	46"	2500lbs.	5	52
M25DS-3058-LD	30"	58"	2500lbs.	5	60
M25DS-3634-LD	36"	34"	2500lbs.	5	52
M25DS-3646-LD	36"	46"	2500lbs.	5	62
M25DS-3658-LD	36"	58"	2500lbs.	5	72
M25DS-4234-LD	42"	34"	2500lbs.	5	61
M25DS-4246-LD	42"	46"	2500lbs.	5	72
M25DS-4258-LD	42"	58"	2500lbs.	5	84
M25DS-4834-LD	48"	34"	2500lbs.	5	80
M25DS-4846-LD	48"	46"	2500lbs.	5	94
M25DS-4858-LD	48"	58"	2500lbs.	5	107

Post Protectors

Post protectors help prevent serious personal injury and damage to rack posts, shelving corners, partitions, overhead door track bases and more. Inexpensive and easy to install, post protectors are one of the least expensive ways of reducing costs related to damaged racks.

Your Column Size	A Overall Height	B Plate Width	C Plate Depth	D Column Opening	E Base Plate Opening	Weight	EGA #	Lead Times Days
3"	8"	7-5/8"	6"	4"	3-3/8"	7	5208	5
3"	12"	7-5/8"	6"	4"	3-3/8"	10	5212	5
3"	18"	7-5/8"	6"	4"	3-3/8"	14	5218	5
3"	24"	7-5/8"	6"	4"	3-3/8"	19	5224	5
3"	36"	7-5/8"	6"	4"	3-3/8"	28	5236	5
4"	8"	7-5/8"	6"	5"	4-3/8"	8	6208	5
4"	12"	7-5/8"	6"	5"	4-3/8"	11	6212	5
4"	18"	7-5/8"	6"	5"	4-3/8"	16	6218	5
4"	24"	7-5/8"	6"	5"	4-3/8"	21	6224	5
4"	36"	7-5/8"	6"	5"	4-3/8"	32	6236	5

Shipping Info

Starting Zip	28115
--------------	-------

Features

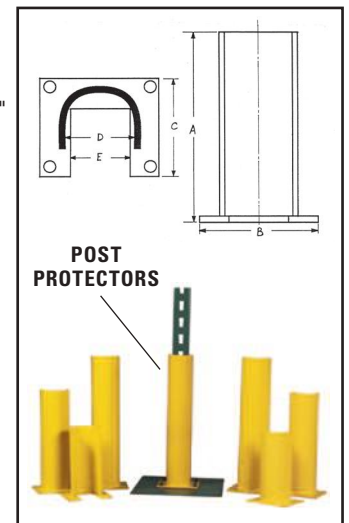
- Protects materials as well as shelves and racks.
- Sizes available for both 3" and 4" diameter columns.
- Several heights to accommodate various shelf, rack and column designs.
- Fabricated from rugged 1/4" steel plate for durability.

Plus

- Low cost way to reduce expensive damage.
- Quick, simple installation.
- The original and still the best design.
- Finished in EGA safety yellow.
- Ships UPS. Shipped from factory stock approximately 5 working days. Choose from a variety of sizes developed to accommodate virtually every shelf and rack column.

Easy to install

- Simply position Post Protectors around rack posts, shelving corners, partitioning or track base. Drill proper size holes in floor. Anchor with 1/2" fasteners (not provided).





Swing Gates

Swing gates are an easy, inexpensive solution to enclosing handrail openings. Available in two sizes which are adjustable to fit almost any opening. Gate opens a full 90 degrees. Hardware for multiple mounting options included with each gate. All models are self actuated with a heavy duty stainless steel spring. Available in yellow powder coat, hot dipped galvanized or stainless steel.

Width	Finish	Fits Opening	Weight	EGA#		Lead Times Days
Narrow	Yellow Powder Coat	16"-26"	36	SCG-N-Y		5
Narrow	Hot Dipped Galvanized	16"-26"	37	SCG-N-G		15
Narrow	Stainless Steel	16"-26"	36	SCG-N-S		15
Wide	Yellow Powder Coat	24"-40"	38	SCG-W-Y		5
Wide	Hot Dipped Galvanized	24"-40"	39	SCG-W-G		15
Wide	Stainless Steel	24"-40"	38	SCG-W-S		15
Extra Wide	Yellow Powder Coat	40"-48"	41	SCG-X-Y		15
Extra Wide	Hot Dipped Galvanized	40"-48"	42	SCG-X-G		15
Extra Wide	Stainless Steel	40"-48"	41	SCG-X-S		15


Shipping Info

Starting Zip
53005

SCG-W-Y



SCG-X-G



SCG-N-S





Custom Stairways

Have a need for a custom stairway system? Our engineering team can help!


EGA's greatest asset is our expert team of engineers and fabricators with decades of experience in the material handling industry. Many of the world's most prestigious manufacturing, construction, and distribution companies have come to rely on this team for custom designed, custom fabricated stairways.

EGA designers and engineers are experts at analyzing operational systems and layouts of any application to create the optimal solution.

The results are fully integrated people-access solutions that include:

- Custom design for optimal material access—enhancing time/motion efficiencies.
- Consistent quality—each built to meet or exceed required tolerances.
- Ergonomic designs—increasing worker safety and efficiency.
- Code compliant—our engineers are up-to-date on all OSHA, ANSI and IBC requirements.

Paired with world-class customer service, you can count on EGA to be your partner in creating the optimal solution for your business need.



Custom Operations Platforms

EGA Products was commissioned by a world renowned manufacturer of tantalum and electrolytic capacitors. The challenge was to develop an exceptionally durable, elevated **Operations Platform** for their chemical wash station that would withstand heavy production schedules and multiple personnel usage. The operations platform must also be ergonomically efficient while simultaneously maintaining OSHA, ANSI, and local standards for workplace safety.

Analyzing the time/motion and proprietary requirements surrounding the chemical wash operation, EGA engineers designed an elevated platform made of heavy gauge steel with welded construction. Guard railing is placed as necessary to protect workers, but careful design attention ensures that select areas adjacent to the machinery are left open and unencumbered for ease of operation.

Other features include:

- Slip-resistant grip-strut decking and stair treads
- Customized paint scheme to complement both the company's internal and external branding

EGA Operations Platforms are available with stainless steel construction or offered in a variety of finishes, including:

- Painted enamel
- Powder coat
- Hot-dipped galvanized
- And more

Typical industrial applications:

- Chemical
- Electronic
- Manufactured goods
- Metalworking



ASRS Archive Modules

EGA Products designed and manufactured these **ASRS Archive Modules** to interface with the automatic storage & retrieval system (ASRS) inside the library of one of America's leading universities, doing so cooperatively with an internationally renowned manufacturer of logistics and materials handling solutions.

The module shelves must be precisely aligned to accommodate ASRS robotics reliably, a design element that is complicated by the requirement that the shelves be adjustable within precise parameters. This is why the manufacturer turned to EGA manufacturing expertise to build the modules with precise spacing to specified tolerances.

Besides library settings, these ASRS Archive Modules can be used in a wide range of ASRS environments where irregular objects must be accommodated, including but not limited to:

- Automotive
- Food
- Manufacturing
- Metalworking
- Shipping
- Military/government

These ASRS Archive Modules feature boltless construction. They are available with stainless steel construction or come in variety of finishes, including:

- Painted enamel
- Powder coat
- Hot-dipped galvanized
- And more

Typical industrial applications:

- Automotive
- Food
- Manufactured goods
- Metalworking
- Military/government
- Shipping



Shipping & Receiving Packaging Benches

EGA Products was commissioned by a world renowned manufacturer of agricultural and construction equipment to design and manufacture customized **Shipping & Receiving Packaging Benches** for handling small tractor parts. Along with ergonomic design and exceptional durability, these benches also need to integrate a computer keyboard and hard drive that are central to the company's barcode inventory control system.

Analyzing the time/motion requirements surrounding the company's shipping & receiving operations, EGA engineers designed a packaging bench with an exceptionally durable work surface, and ergonomically placed compartments for boxes and other packaging materials.

The design integrates an adjustable swing arm that optimally positions the computer keyboard relative to the height of the operator and also includes:

- Roll stock dispensers
- Organized storage areas
- Optimally sized compartment to accommodate the hard drive and keep out of harm's way

EGA customized Shipping & Receiving Packaging Benches are available with stainless steel construction or offered in a variety of finishes, including:

- Painted enamel
- Powder coat
- Hot-dipped galvanized
- And more

Typical industrial applications:

- Automotive
- Manufactured goods
- Shipping
- Military/government





Portable Stacking Racks

Portable Stacking Racks are known for their versatility - ours are no exception. Whether it's storage, handling, or transporting, EGA Portable Stacking Racks perform where and when they are needed. Racks not in use can be broken down for convenient, compact storage freeing up floor space normally occupied by bulky, permanent rack systems. Materials can now move through your entire production process...all on the same rack.

Stacking racks give you the best of both worlds: weight load capacities rivaling wood pallets...combined with the positive stacking and product protection only plug/post joint racks can deliver. EGA has designed portable stacking racks for a variety of applications including: textiles, wire coils, automotive parts, tires, and more. Available in open frame, wood, steel, welded wire mesh or perforated steel decks.

Features

- Standard post is 1.5" square tube on 2000 lbs. capacity units and 2.17" square tube on 4000 lbs. units.
- Standard sizes change in 6" increments (custom made to any size).
- Free up valuable floor space.
- Return more empties in less space.



- Coil racks, fixed posts, interstacking with existing units, and nestable racks.

Options

- Floor skid runners for unit conveyability.
- Fork stirrups or pockets to prevent shifting of racks on fork tines.
- Custom design? Send your RFQ.

Shipping Info

Starting Zip	53005 or 28115
--------------	----------------

Custom Engineered Returnable Racks

Caring about workers and the environment.

When this tier 1 supplier needed a transport rack for their rear-suspension assemblies, they were precise. The racks needed to be both returnable and ergonomically designed to minimize worker fatigue. Working with the supplier, EGA designed and built custom stackable racks that allow random loading at the supplier and permit easy random unloading at the automotive assembly line. And because all painted surfaces are protected by the racks during transit, hard-to-dispose-of-packaging waste was eliminated.

Why Custom Engineered Returnable Racks?

Manufacturers have had to settle for something less than the best way to store and transport their products. They've had to use packaging, pallets and racks that left their products every which way AND loose. The results have been needless waste of space, product, labor and material dollars.

EGA provides you with the better way. Our Custom Engineered Returnable Racks incorporate the features and characteristics of your products and processes into rack design that saves you space, product, labor and money.

Using EGA's Custom Engineered Returnable Racks, you change the size, shape and location of staging and inventory areas. And by leaving material on Returnable Racks, you easily move work in-process around the plant, or between plants, to better meet scheduling or seasonal needs. Then by using a design feature that allows you to fold them when not in use, you compactly store or return empty Returnable Racks to free up floor or trailer space.

Don't settle for anything less than the best way to store and transport your product. Get the material handling solution that truly meets your needs, again and again. EGA Custom Engineered Returnable Racks.



Send your custom specifications and we will return a quote within 2-3 business days.

Bulk Containers

Visualtainers

No more looking up at racks and guessing at what's inside. Visualtainers™ let you actually see your materials inventory. Critical to today's JIT production processes, Visualtainers help you keep a high volume of parts close to the production line - accessible and easy to transport. These versatile units can be stacked six high at a rated capacity of 2,000 lbs. or 4,000 lbs. Available in both standard and custom designs to meet your special applications.



Solid-Sided

Solid-Sided dunnage containers are designed to store small items or granular materials and are available in corrugated or flat steel sides in gauges seven through 16. Standard sizes are offered in height increments of two inches; floor clearance ranges from four to 12 inches. Top flanges can be turned in or out depending on the application.

Send your custom specifications and We will return standard quotes within one business day. More complex or higher quantity quotes may take 2-3 business days.

BULK CONTAINER



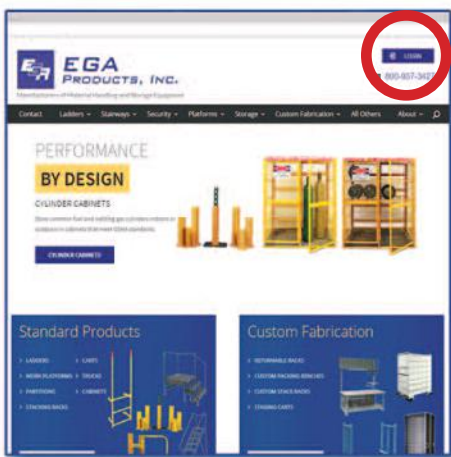
Shipping Info: Wisconsin or North Carolina

Starting Zip
53005 or 28115

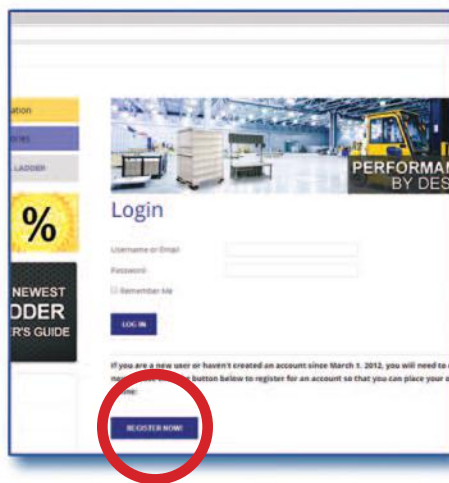
Visualtainers™ Information Requirements	Standard Sizes		
	W"	L"	H"
Load Size (O.D.) ____ "L ____ "W ____ "H			
Load Wt. ____ lbs.	32	40	24
____ 2 way ____ 4 way (Entry)	32	40	30
Gates ____ 1 ____ 2 ____ None (Locations)	32	48	30
Welded Wire: 2"x2"x4GA	36	48	24
2"x4"x4GA	40	48	24
4"x4"x4GA	40	48	30
48	48	24	
Please describe application in detail.	48	48	30
FOB EGA WI & NC		CLASS 150	

Purchase replacement parts directly online:
shop.egaproducts.com

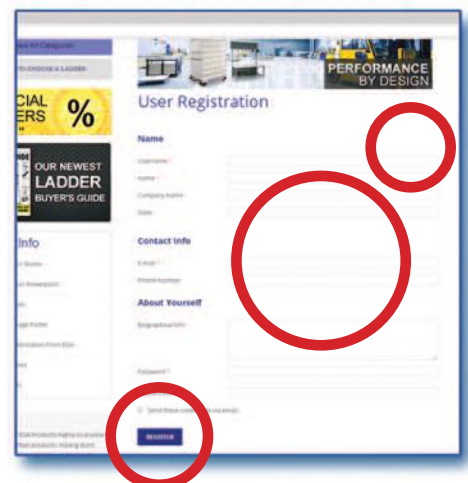
To create your own personal account on our website go to:
www.egaproducts.com



Click on the **“login”** icon in the upper right hand corner.



Then click **“register now”**.



Complete the information section, fill in the captcha and click on the **“Register”** icon.



EGA PRODUCTS

MANUFACTURERS OF MATERIAL HANDLING AND STORAGE EQUIPMENT

4275 North 127th Street
Brookfield, Wisconsin 53005
Fax: 262-781-3586
Phone: 800-937-3427
Website: www.egaproducts.com